Terri Gotschall (Technology Transfer),

Penny Beile, Ph.D. (Libraries),

Rachel Mulvihill (Libraries)

25,000 students can't be wrong:

Correlating use of library services with student GPA

UNIVERSITY OF CENTRAL FLORIDA

Rationale

In Florida
Funding models are trending away from enrollment-based models to performance-based funding models.

Benchmarks aligned to state goals and priorities.

Professional
Library assessment has evolved over the years from input measures to output measures to evidence-based.

At UCF
Challenge from the Provost to demonstrate how library services make a difference.



In response to these pressures UCF librarians embarked on the Value of Libraries assessment project.

Data Points

Service Point	Data Validity	Collection Method	Potential Impact on Outcomes
Information Literacy Modules	Authenticated	Automatic	High
Library Research Strategies Course	Authenticated	Automatic	High
Study Room Reservations	Mid	Automatic	Mid
Face to Face Instruction	Mid	Manual	High
Research Consultations	High	Manual	High

Campus Partners

to Compile and Analyze Data

Library | Institutional Knowledge Management | Department of Statistics

Results

Fall 2014 data

Academic status

	Library Users	UCF Enrollments	% of pop using Library Services
Freshman	1,317 (11.93%)	5,275 (8.85%)	24.97%
Sophomore	1,292 (11.71%)	6,639 (11.14%)	19.46%
Junior	2,806 (25.43%)	15,726 (26.41%)	17.84%
Senior	4,337 (39.30%)	24,659 (41.42%)	17.59%
Graduate	1,030 (9.12%)	7,233 (12.18%)	14.24%
TOTAL	*10,782 (97.49%)	*59,532 (100%)	18.11%

*does not include non-degree seeking, Medical, or professional certification

At first glance, it appeared that upperclassmen were using the library at much larger numbers than underclass or graduate students. However, after comparing to UCF enrollment statistics the opposite was found to be true; almost 25% of freshmen and ~20% of sophomores used library services compared to almost 18% of upperclass students and ~14% of graduate students. Overall, 18.11% of all UCF students used one or more of the five main library service points during fall 2014.

FTIC and transfer students, undergraduates

	Library Users	UCF Enrollments	% of pop using Library Services
FTIC	5,231 (47.40%)	24,689 (41.18%)	21.19%
Transfer	4,608 (41.76%)	26,415 (44.06%)	17.44%
TOTAL	9,839* (89.16%)	51,104** (85.23%)	

*does not include post-bac or early admit students
**from IKM presentation; does not include unclassified or 2nd degree; also based on 2015 projections

By percentage of population, library services tended to be used more by first time in college students (21.19%) than transfer students (17.44%).

By percentage of enrollment at UCF, first time in college students represent 41.18% of the population and transfer students represent 44.06% of the population.

Fall 2014 - fall 2015 data

Library users

From fall 2014 - fall 2015, 40% of UCF's 60,810 students used one or more service points.

End of semester GPA

The average end-of-semester GPA of library users was 3.20 (N=273,137, SD=.95), while the average for non-users was 3.05 (N=376,713, SD=1.05).

Mode of instruction at UCF

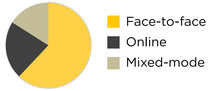

62% of student credit hours were face-to-face, 22% were online and 16% were mixed-mode.

Grade distribution

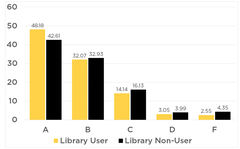

Grade distribution showed 48.18% of library users receiving A grades compared to 42.61% of library non-users, and non-users received more B, C, D and F grades.

Grade distribution by mode of instruction

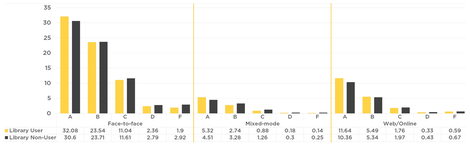

Library users when compared to library non-users taking the same course, regardless of mode, received more A grades and fewer F grades than library non-users. Library users also averaged a higher end of the semester GPA than non users.

Acting on the Data

Program evaluation: Dedicated percentage of librarian to transfer student engagement.

Used to promote library services in support of student success to faculty members.

Used to advocate for curriculum mapping with faculty: Invited to participate in the GEP curriculum redesign.

Work closely with campus units on student initiatives.

Dissemination

University Administrators

- UCF President's report to the Board of Governors
- Vice-President for IT&R, Gates Foundation presentation
- Vice-President for IKM and Strategic Initiatives
- Vice-President for Center for Distributed Learning
- Associate Dean for Undergraduate Studies and Faculty Center
- Vice-President for Student Success
- Vice-President for Learning Support Services

Institutional publications

- FCTL, *Faculty Focus*
- *IT&R Newsletter*
- Subject librarians' newsletters

On the horizon

- Office of Student Success - Education Advisory Board, undergraduate performance
- Foundations of Excellence - transfer student performance
- Reimagining the First Year and PBF, "murky middle" performance
- PIs of six large campus STEM grants, STEM student performance
- Dean of College of Graduate Studies, graduate student performance
- International Affairs and Global Studies, international student performance
- Institutional effectiveness metric
- Continue to expand the number of data collection points.

Implications

The Provost's challenge to demonstrate how library services make a difference and the results of the study have helped to reposition the library from a support role to full academic partner.

Data collection continues.

Stay tuned...